

Brenzett Close, Chatham

Asking Price £325,000

Key Features

- Three Bedroom End Of Terrace House
- Highly sought-after residential location
- Well-presented throughout
- Excellent access to local amenities
- Off-road parking
- Ideal first or second step property
- Spacious lounge with separate dining area
- Modern, functional kitchen layout
- EPC Grade AWAITED
- Council Tax Band C



Property Summary

This is a home that delivers exactly what the majority of buyers are searching for, a popular location, good condition throughout, and practical living space. The layout is both functional and flexible, with clear separation between living and dining while still maintaining an open and sociable feel.

The finish of the property means it will particularly appeal to buyers who want to avoid heavy renovation, instead offering the opportunity to personalise over time.



Property Description

Situated within the ever-popular Brenzett Close, this attractive home offers a fantastic balance of space, practicality and modern living, making it an ideal purchase for those stepping onto the ladder or moving up.

Internally, the property is well maintained and finished to a good standard throughout, allowing buyers to move straight in with minimal work required. The ground floor offers a spacious lounge leading through to a dedicated dining area, creating a natural flow for both everyday living and entertaining. The kitchen is well laid out with ample storage and workspace, positioned conveniently off the dining area.

Upstairs, the property continues to impress with three well-proportioned bedrooms, all offering versatility for family life, guests or home working. The family bathroom is clean, modern and functional, completing the first-floor accommodation.

Externally, the home benefits from off-road parking to the front, along with a manageable rear garden space, ideal for those looking for low-maintenance outdoor living.

About The Area

Brenzett Close is located within a well-established and popular residential area of ME5, known for its convenience and strong appeal to both first and second-time buyers.

The property benefits from easy access to local schools, shops and everyday amenities, as well as excellent transport links into Chatham, Gillingham and beyond. For commuters, road connections are readily accessible, while mainline stations offer routes into London.

The area offers a family-friendly environment with nearby green spaces and residential calm, making it a consistently in-demand location for buyers looking to balance lifestyle and connectivity.

- Lounge

12'3 x 13'4

- Kitchen / Diner

15'6 x 9'4

- Bedroom One

11'8 x 8'9

- Bedroom Two

11'3 x 8'6

- Bedroom Three

8'3 x 6'9

- Family Bathroom

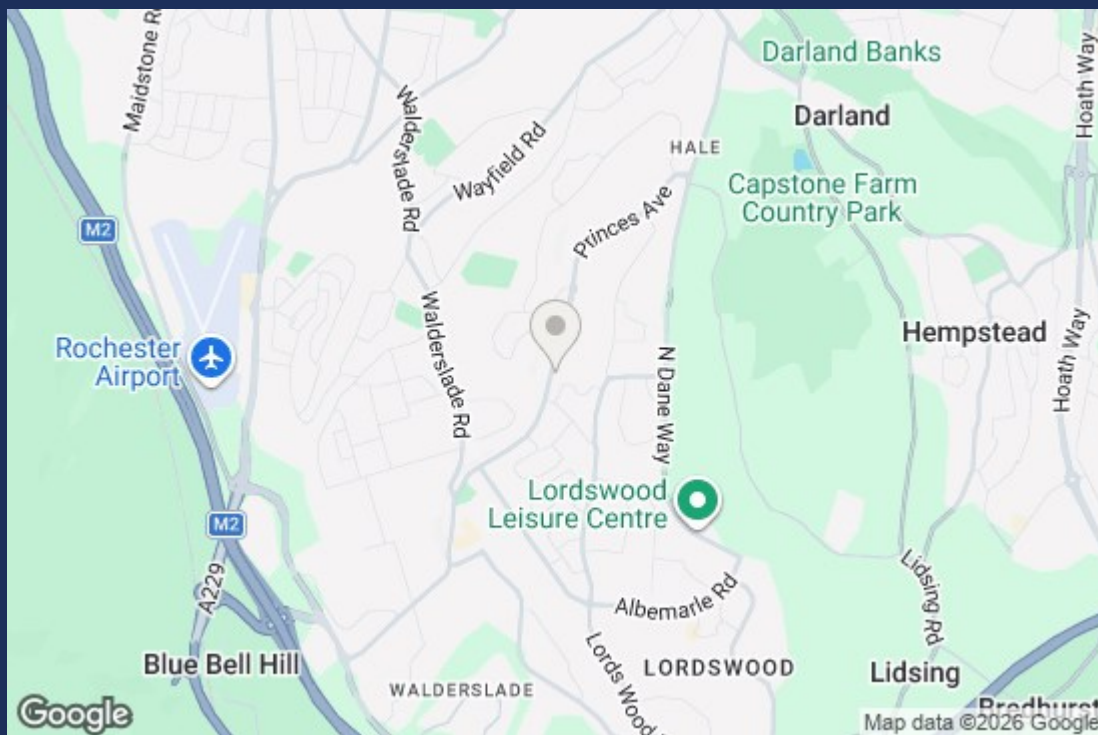
6'5 x 5'8

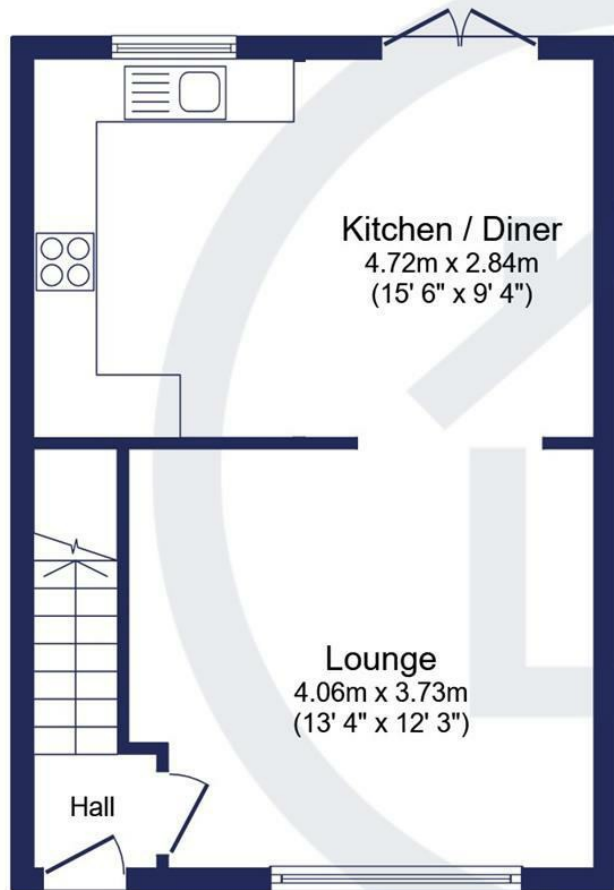
About LambornHill

Our agency has grown steadily over the years, built on a foundation of recommendations, reputation, and respect.

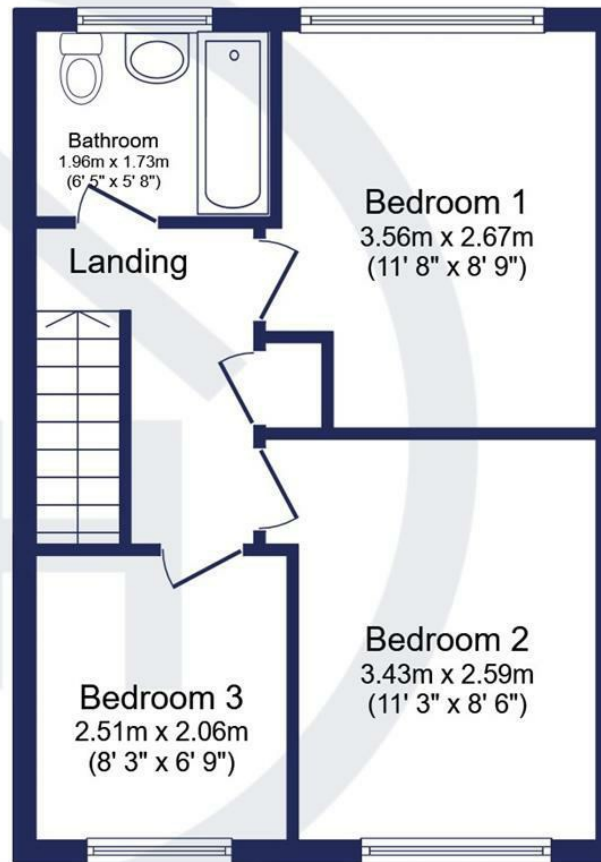
Since 2009, we have been helping buyers, sellers, landlords, and tenants navigate the property market in Sittingbourne and the wider Swale area. Our experienced team is dedicated to providing expert advice, tailored solutions, and a seamless property journey. With a strong local reputation built on trust and results, we are here to make your next move a success. Contact us today and experience the LambornHill difference.

- Lets Keep It Local, Lets Keep It LambornHill





Ground Floor



First Floor

This floor plan is for illustrative purposes only. It is not drawn to scale. Any measurements, floor areas (including any total floor area), openings and orientations are approximate. No details are guaranteed, they cannot be relied upon for any purpose and do not form any part of any agreement. No liability is taken for any error, omission or misstatement. A party must rely upon its own inspection(s). Powered by www.Propertybox.io



Energy Efficiency Rating		Current	Potential
Very energy efficient - lower running costs			
(92 plus) A			88
(81-91) B			
(69-80) C			
(55-68) D		63	
(39-54) E			
(21-38) F			
(1-20) G			
Not energy efficient - higher running costs			
England & Wales		EU Directive 2002/91/EC	
Environmental Impact (CO ₂) Rating		Current	Potential
Very environmentally friendly - lower CO ₂ emissions			
(92 plus) A			
(81-91) B			
(69-80) C			
(55-68) D			
(39-54) E			
(21-38) F			
(1-20) G			
Not environmentally friendly - higher CO ₂ emissions			
England & Wales		EU Directive 2002/91/EC	

Lamborn & Hill have produced these details in good faith and believe they provide a fair and accurate description of the property being marketed. Following inspection and prior to financial commitment prospective buyers should satisfy themselves as to the property's suitability and make their own enquiries, relating to specific points of importance for example condition of items, permissions, approvals and regulations. The accuracy of these details are not guaranteed and they do not form part of any contract.

Unit 6, Parkwood Green Shopping Centre Long Catlis Road, Rainham, ME8 9PN

T: 01634 912700

rainham@lambornhill.com

www.lambornhill.com

